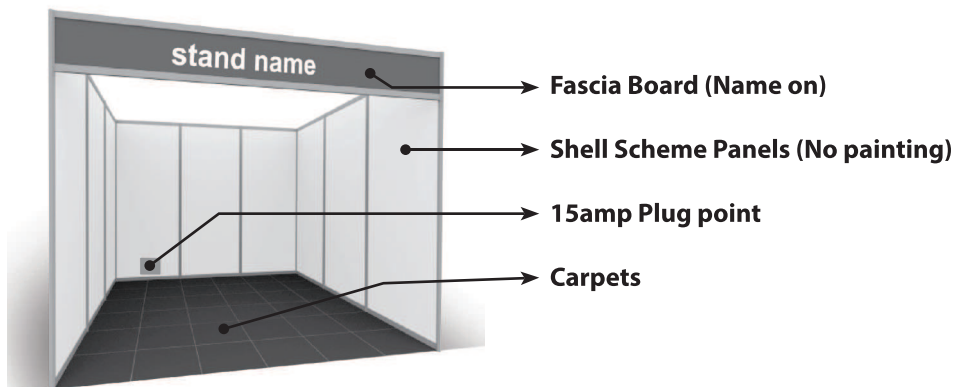
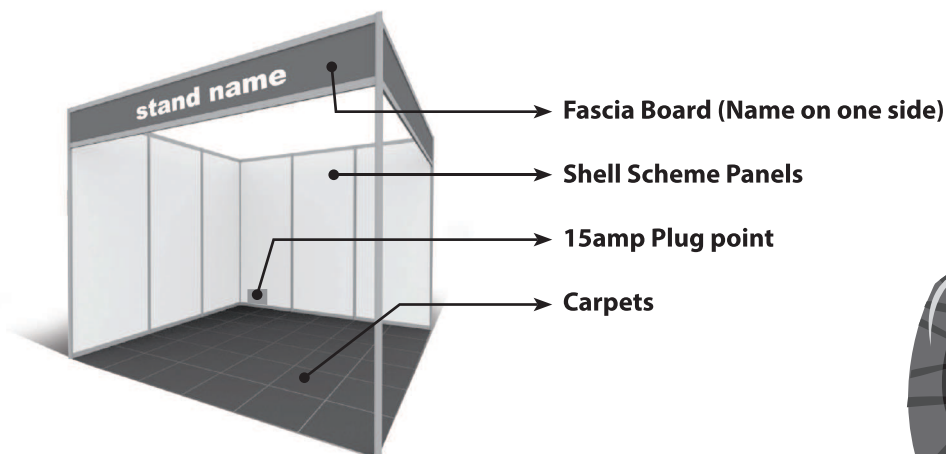


Example of a typical 3m x 3m = 9m² Shell Scheme Package Stand

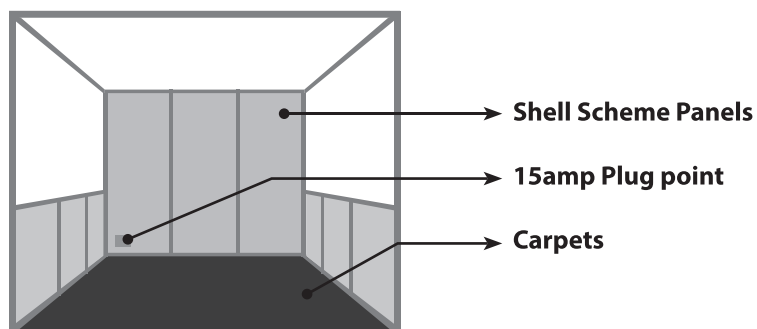
- 1. Aisle facing stand (Walls on three sides of the stand)**
Reasoning: This stand is surrounded by neighbouring stands



- 2. A corner stand (2 sides open and 2 solid walls)**
Reasoning: The stand has two sides facing the aisles - we remove the side wall exposing the stand to traffic from both aisles - this side can be walled closed if the exhibitor requires.



- 3. Economy Package (Aisle facing stand or corner stand)**



Additional fees for paintable panels



EXHIBITIONS
EVENTS
SOLUTIONS

JOHANNESBURG 011 210 2500
CAPE TOWN 021 526 3200
DURBAN 031 579 3255
WWW.GL-EVENTS.CO.ZA